



# Switching Power Supply Accessories

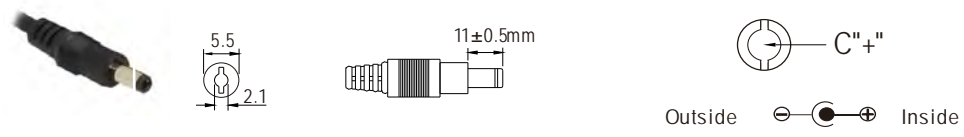


# DC Changeable Plug

## Features

- Flexible solution for small quantity
- Easy modification for different size of DC plug
- Off-the-shelf and no MOQ
- Suitable for GST18~16 series, GSM06~60 series, GEM06~60 series, GE12~40 series, SGA12~60 series, GS06/15 series, OWA-60U/E series, GST90~120 series, GSM90 series, GST120~220 series, GSM120~220 series, OWA-90U~200U series

## P1J Pin Assignment




※ Optional DC plug: (Available in customized cable or quick adapter)


Tuning Fork Style (male)	Part No.	A OD	B ID	C L
	<a href="#">P1J</a>	5.5	2.1	9.5
	<a href="#">P1L</a>	5.5	2.5	9.5
	<a href="#">P1M</a>	5.5	2.5	11
	<a href="#">P1JR</a>	5.5	2.1	9.5
	<a href="#">P1JR</a>	5.5	2.1	11
	<a href="#">P1LR</a>	5.5	2.5	9.5
	<a href="#">P1MR</a>	5.5	2.5	11

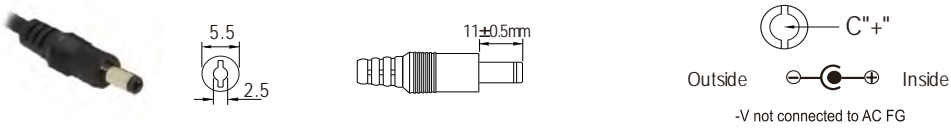
Min. Pin Style (male)	Part No.	A OD	B ID	C L
	<a href="#">P3A</a>	2.35	0.7	11
	<a href="#">P3B</a>	4	1.7	11
	<a href="#">P3C</a>	4.75	1.7	11

Center Pin Style (male)	Part No.	A OD	B ID	C L
	<a href="#">P4A</a>	5.5	3.4	1
	<a href="#">P4B</a>	6.55	4.4	1.4
	<a href="#">P4C</a>	7.4	5.1	0.6

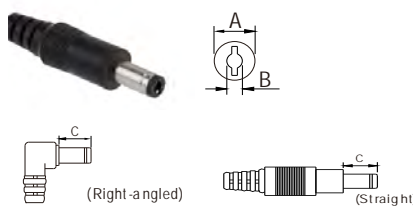
Min. DIN 3 Pin with Lock (male)	Part No.	Pin Assignment	
		PIN No.	Output
	<a href="#">R6B</a>	1	+Vo
		2	-Vo
		3	+Vo

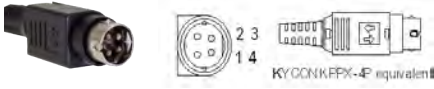
Min. DIN 4 Pin with Lock (male)	Part No.	Pin Assignment	
		PIN No.	Output
	R7B	1	+Vo
		2	-Vo
		3	-Vo
		4	+Vo

DIN 5 Pin (male)	Part No.	Pin Assignment	
		PIN No.	Output
	R1B	1	COM
		2	COM
		3	+5VDC
		4	-Vout
		5	+Vout

P1M	Pin Assignment
	

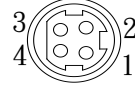
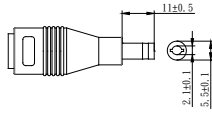
※ Optional DC plug: (Available in customized cable or quick adapter)

Tuning Fork Style (male)	Part No.	A OD	B ID	C L
	P1J	5.5	2.1	11
	P1JR	5.5	2.1	11
	P1MR	5.5	2.5	11


Min. DIN 4 Pin with Lock (male)	Part No.	Pin Assignment	
		PIN No.	Output
	R7B	1	+Vo
		2	-Vo
		3	-Vo
		4	+Vo

# R7BF



# Pin Assignment



**Pin 1, 4 (+)**  
**Pin 2, 3 (-)**



※ Optional DC plug: (Available in customized cable or quick adapter)

Min. DIN 4 Pin with Lock (female)	Part No.	A OD	B ID	C L
	<a href="#">P1J</a>	5.5	2.1	11
	<a href="#">P1M</a>	5.6	2.6	12

