





















Mounting Accessories of DPT Series

Part No.	Product Name	Photo	Applicable DIN Rail Terminal Series
SEW35-1	End Bracket		All type
DD-PT1.5-D	End Plate		DPT1.5
DD-PT1.5/3-D	End Plate		DPT1.5/3
DD-PT1.5/4-D	End Plate		DPT1.5/4
DD-PT2.5-D	End Plate		DPT2.5
DD-PT2.5/3-D	End Plate		DPT2.5/3
DD-PT2.5/4-D	End Plate		DPT2.5/4
DD-PT4-D	End Plate		DPT4
DD-PT4/3-D	End Plate		DPT4/3
DD-PT4/4-D	End Plate		DPT4/4
DD-PT6-D	End Plate		DPT6
DD-PT6/3-D	End Plate		DPT6/3
DD-PT6/4-D	End Plate		DPT6/4

Part No.	Product Name	Photo	Applicable DIN Rail Terminal Series
DD-PT10-D	End Plate		DPT10
DD-PT10/3-D	End Plate		DPT10/3
DD-PTN16-D	End Plate		DPTN16
DD-PTN16/3-D	End Plate		DPTN16/3
DD-PTTB1.5-D	End Plate		DPTTB1.5
DD-PTTB2.5-D	End Plate		DPTTB2.5
DD-PTTB4-D	End Plate		DPTTB4
ODFBS10-3.5	Comb link		DPT1.5 DPT1.5/3 DPT1.5/4
ODFBS10-5	Comb link		DPT2.5 DPT2.5/3 DPT2.5/4
ODFBS10-6	Comb link		DPT4 DPT4/3 DPT4/4
ODFBS10-8	Comb link		DPT6 DPT6/3
ODFBS2-10	Comb link		DPT10
ODFBS2-12	Comb link		DPTN16, DPTN16/3

Part No.	Product Name	Photo	Applicable DIN Rail Terminal Series
DUC-TM3.5	Marking tags		DPT1.5 DPT1.5/3 DPT1.5/4
DUC-TMF3.5	Marking tags		DPT1.5 DPT1.5/3 DPT1.5/4
DUC-TM5	Marking tags		DPT2.5 DPT2.5/3 DPT2.5/4
DUC-TMF5	Marking tags		DPT2.5 DPT2.5/3 DPT2.5/4
DUC-TM6	Marking tags		DPT4 DPT4/3 DPT4/4
DUC-TMF6	Marking tags		DPT4 DPT4/3 DPT4/4
DUC-TM8	Marking tags		DPT6 DPT6/3