








Key Selector Switch

Part No.	Photo	Assembly Hole (mm ²)	Operator	Features	Contact	Light	Wiring	IP Level	Safety
C1Cx-R5xxx-x		16	2 Positions -45°~ +45° Maintained	Round & Blue color	1N01NC	None	Soldering	65	   
					2N02NC				
					1N01NC	24V with light			
					2N02NC				
CP24S-2Exx		22	2 Positions -45°~ +45° Maintained	Round & Blue color (Metal bezel)	1N01NC	None	Push-in	65	  
					2N0				
					2NC				
CP24F-2E1xxx				Round & Yellow color (Metal bezel)	1N0	24V with light			
					1NC				